

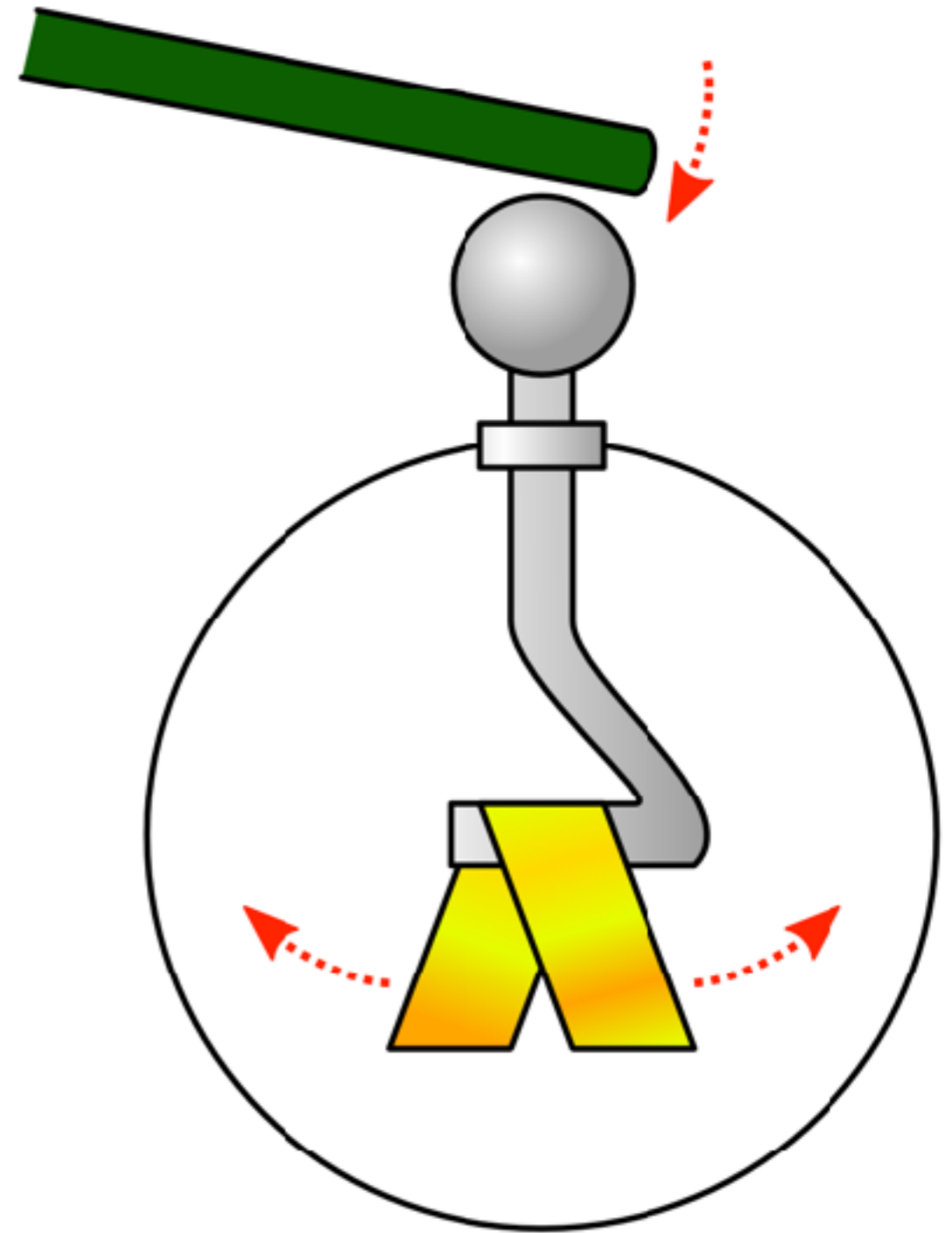
# NPAC course on Astroparticles

II - Particle interactions:

cosmic rays, gamma rays, and neutrinos

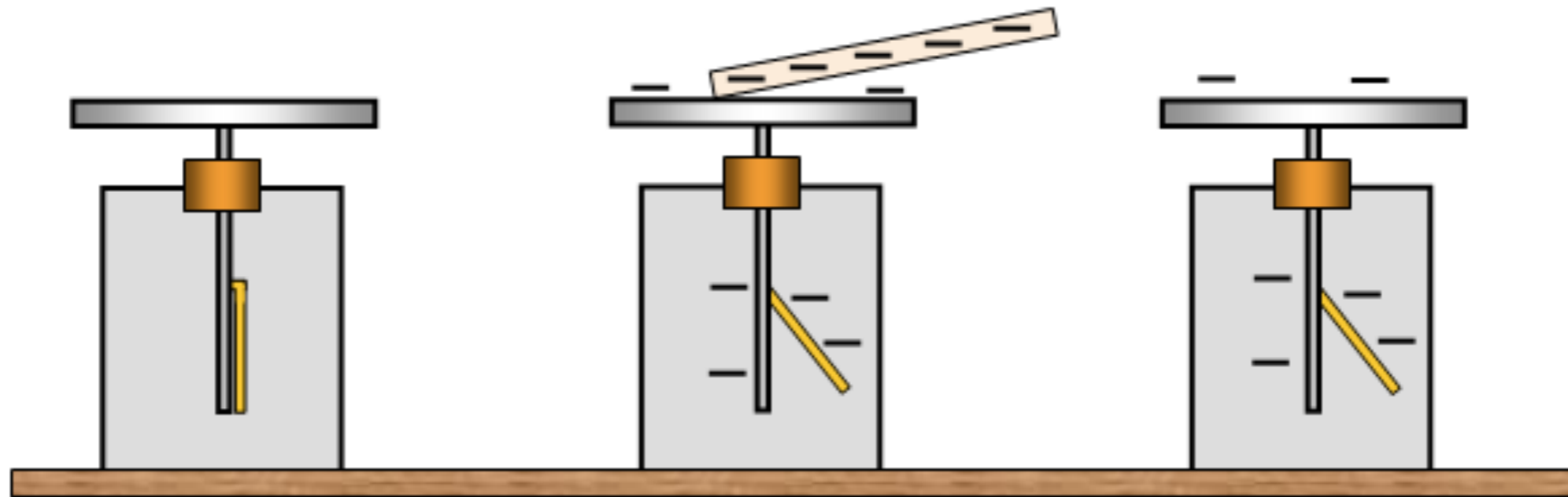
# The electroscope

- simple device used to measure the electric charge of objects;
- it works because of the repulsion of objects of like charge

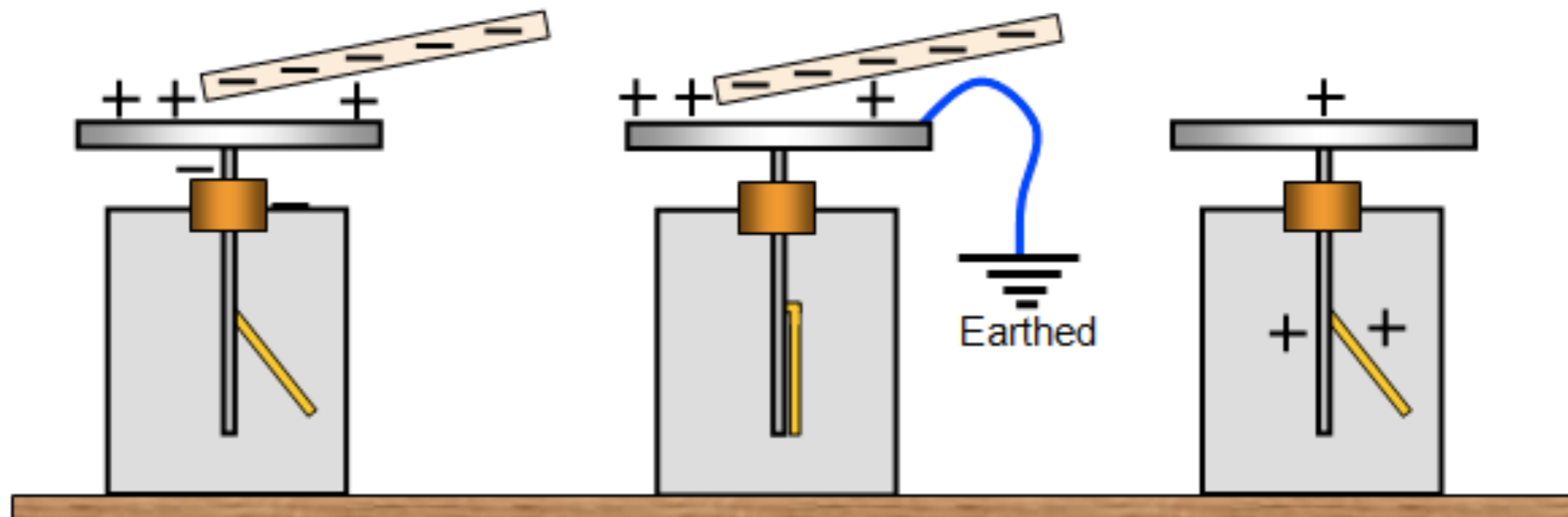


**ELECTROSCOPE**

# How does it work



Charging by contact



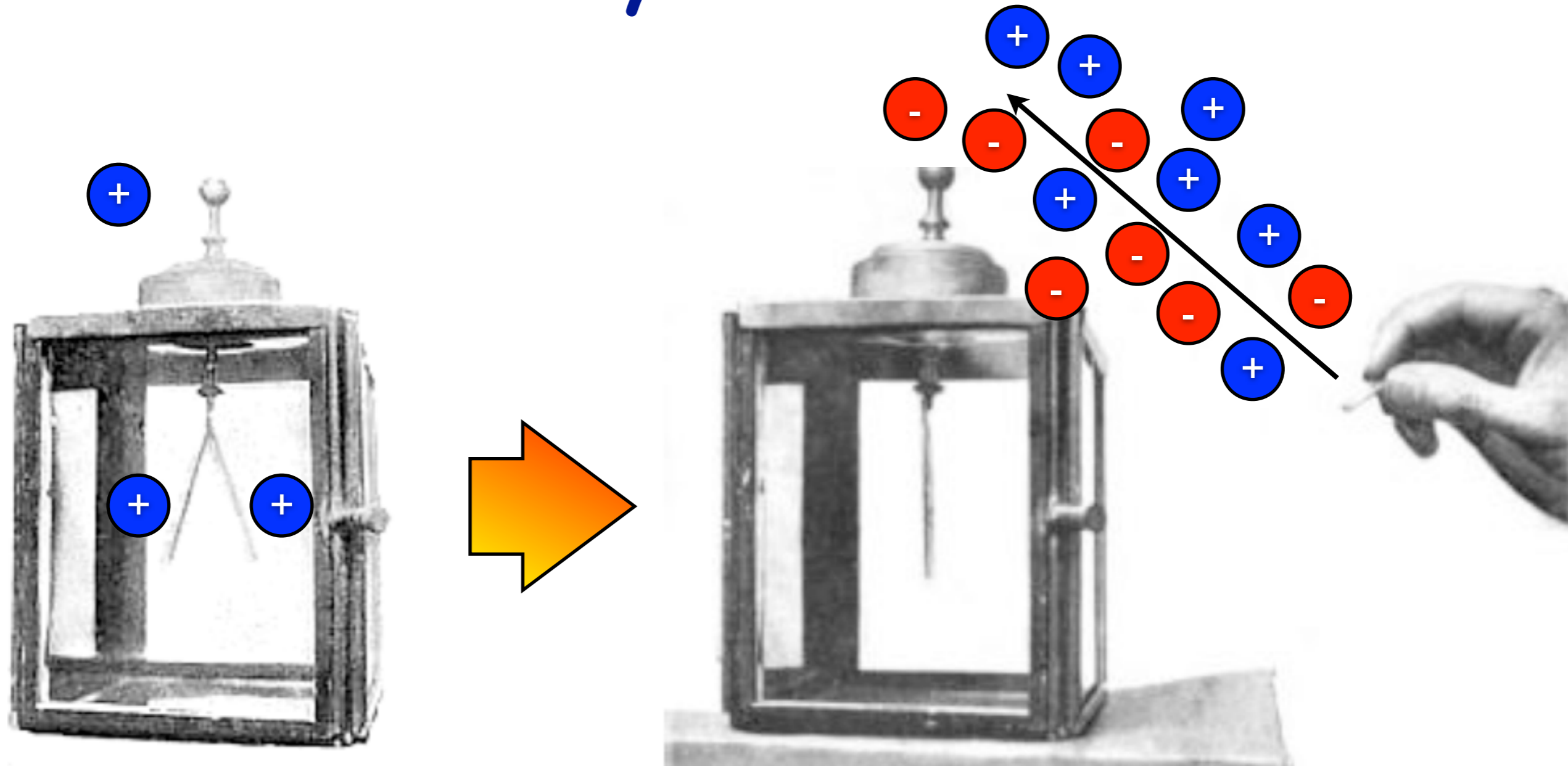
Charging by induction

# The problem...



- in **1785 Coulomb** noted that charged electroscopes discharge spontaneously;
- in **1835 Faraday** confirmed Coulomb's results, using a better insulation system  
-> it is not an instrumental problem;
- in **1879 Crookes** noted that the discharge time changes with the pressure of the air -> **the discharge is induced by the ionisation of the air**
- in **1896 Becquerel** discovers **radioactivity**

# Radioactivity from the Earth




**hypothesis:** the Earth's crust contains radioactive isotopes (natural radioactivity) -> this might be the source of the ionizing radiation needed to explain the spontaneous discharge of electroscopes.

# Father Theodor Wulf on the Tour Eiffel

**Idea:** if the source of radioactivity is the Earth, electroscopes should discharge less rapidly when located far away from it.

- ☀ in **1906-1908 Wulf** improves the electroscope making it a **portable** instrument;
- ☀ in **1910** spends his Easter holidays in Paris, where he brings his electroscopes to measure the discharge time at the top and at the bottom of the Eiffel tower, during the day and during the night (the sun?);

Datum	Ort	Ionen cem sec
28. März	Valkenburg . . . . .	22,5
29. "	Paris, Boden . . . . .	17,5
30. "	" Eiffelturm . . . . .	16,2
31. "	" " . . . . .	14,4




though the effect was smaller than expected, Wulf concluded that Earth's radioactivity remained the most plausible hypothesis

# Pacini's (forgotten) experiment

in **1911** Pacini performed measurements on a boat off the coast of Livorno (300 m from the coast). Measurements were performed on the sea surface (8 m from sea bottom) and at 3 m of depth.

**~20% drop of the ionization rate underwater**

**-> the ionization radiation comes from the atmosphere and NOT from the Earth!**



**Which is the nature of the ionizing radiation in the atmosphere?**

# Victor Hess flies on a balloon

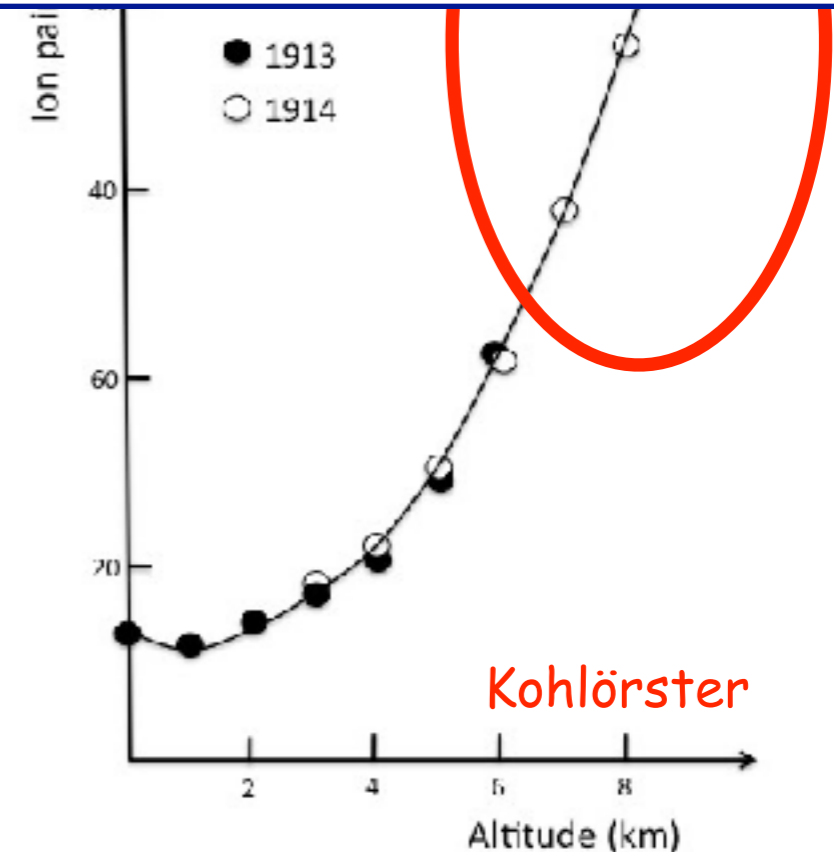
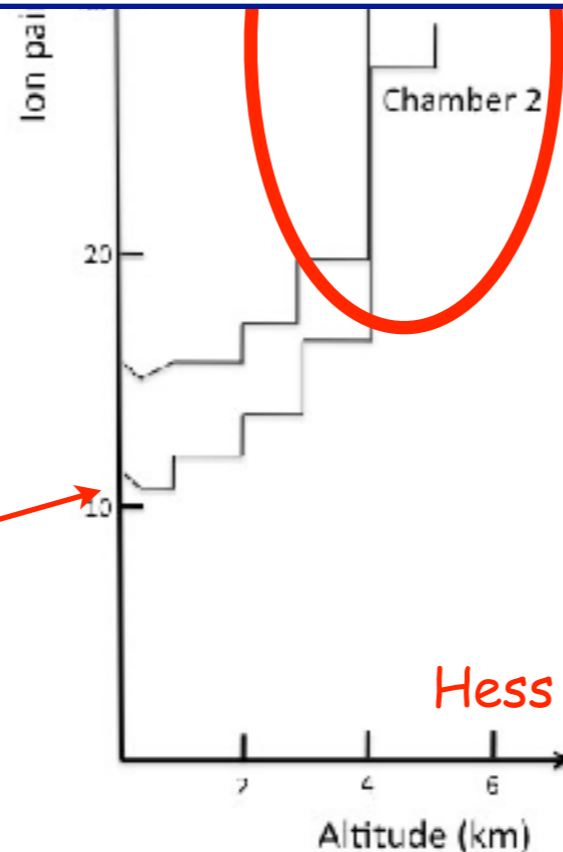


Between April and August **1912** Hess performed 7 balloon flights. During the 7th flight he reached an altitude of 5200 meters.

The ionizing radiation has an extra-terrestrial origin



Wulf was right!





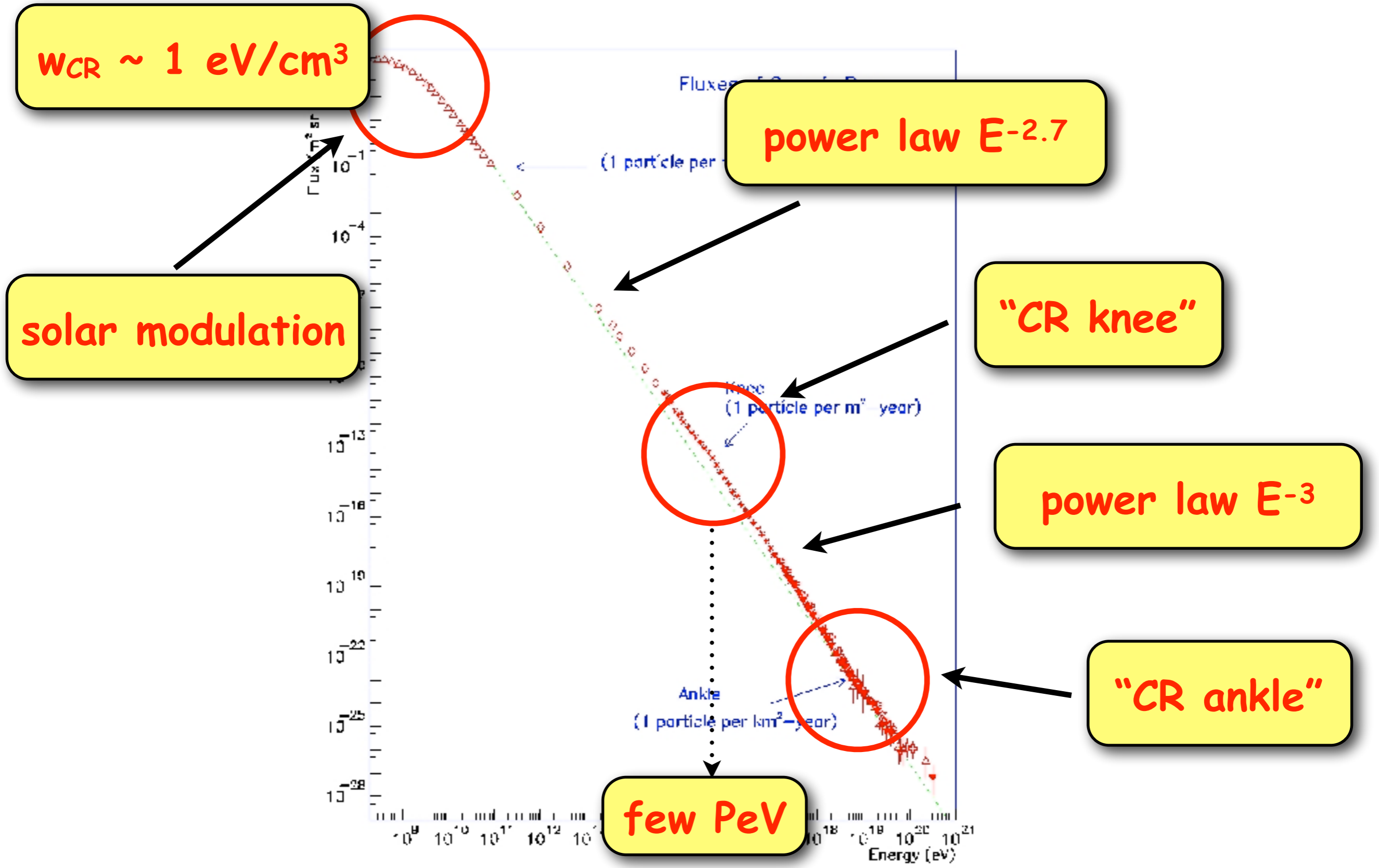
# What are Cosmic Rays?

Cosmic rays particles hit the Earth's atmosphere at the rate of about **1000 per square meter per second**. They are ionized nuclei - about **90% protons**, 9% alpha particles and the rest heavy nuclei - and they are distinguished by their high energies. Most cosmic rays are **relativistic**, having energies comparable or somewhat greater than their masses. A very few of them have ultrarelativistic energies extending up to  $10^{20}$  eV (about 20 Joules), eleven order of magnitudes greater than the equivalent rest mass energy of a proton. The fundamental question of cosmic ray physics is, "**Where do they come from?**" and in particular, "**How are they accelerated to such high energies?**".

T. Gaisser "Cosmic Rays and Particle Physics"

Also **electrons** are present in the cosmic radiation -> **~ 1%**

# The (local) Cosmic Ray spectrum



# Energy density

Cosmic Ray energy density:

$$w_{CR} \sim 1 \text{ eV cm}^{-3}$$

Magnetic field energy density:

$$w_B = \frac{B^2}{8\pi} \sim 1 \text{ eV cm}^{-3}$$

Thermal gas energy density:

$$w_{gas}^{turb} = \rho_{gas} v_{turb}^2 \sim 1 \text{ eV cm}^{-3}$$

1 eV cm<sup>-3</sup>  
1 eV cm<sup>-3</sup>  
1 eV cm<sup>-3</sup>

# Variations in time and space

- ☀ CR flux at Earth **constant during the last  $10^9$  yr**

(from radiation damages in geological and biological samples, meteorites, and lunar rocks)

- ☀ thus the CR flux must be **constant along the orbit**

**of the Sun** around the galactic centre (many revolutions in a Gyr)

**Stability in time and (hints for) spatial homogeneity**

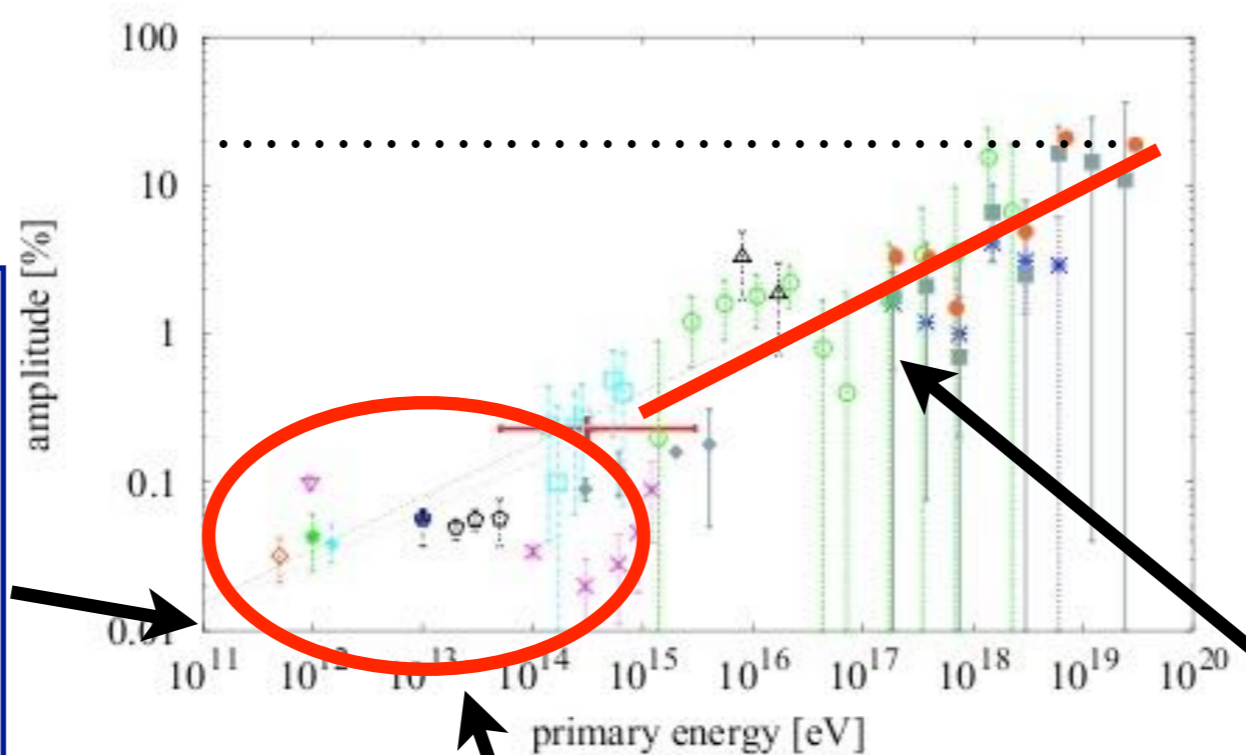
# Cosmic Rays are isotropic

Cosmic Ray anisotropy: 
$$\delta = \frac{I_{max} - I_{min}}{I_{max} + I_{min}}$$
 (I → CR intensity)

CRs are very isotropic in the sky

the anisotropy increases with particle energy

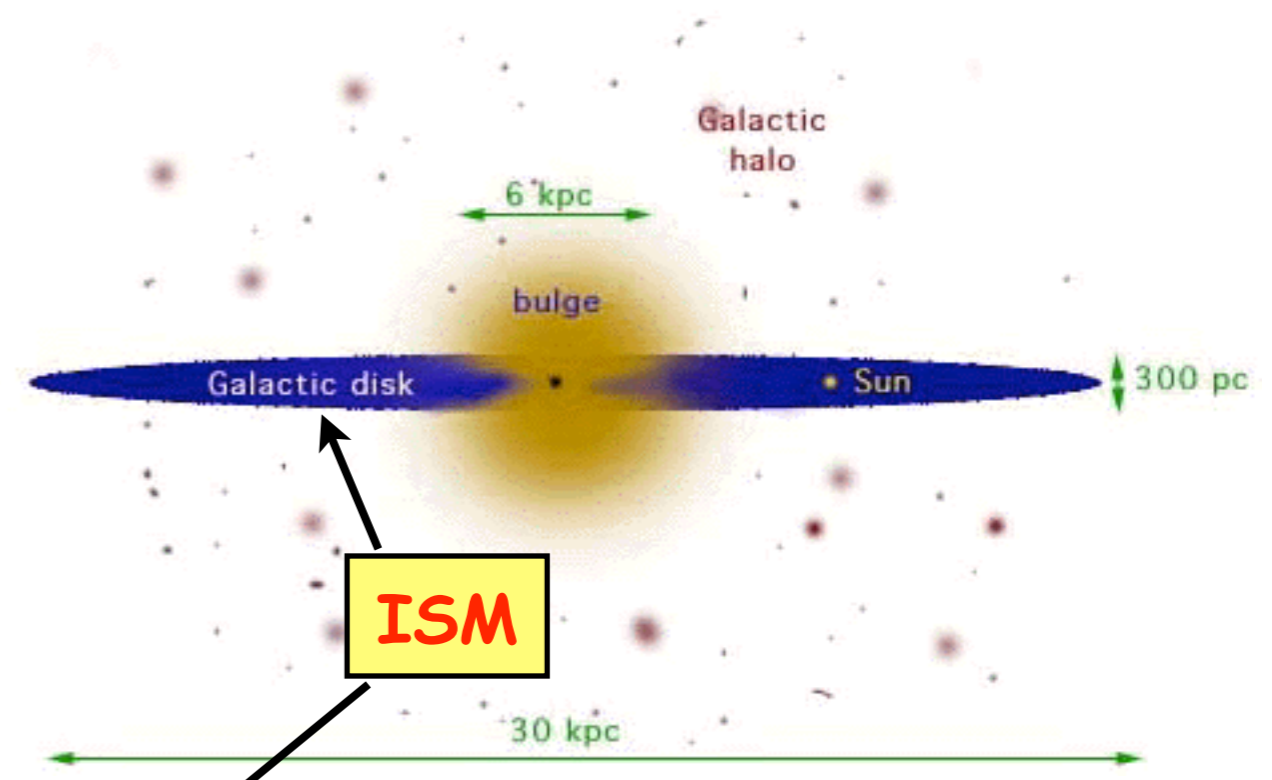
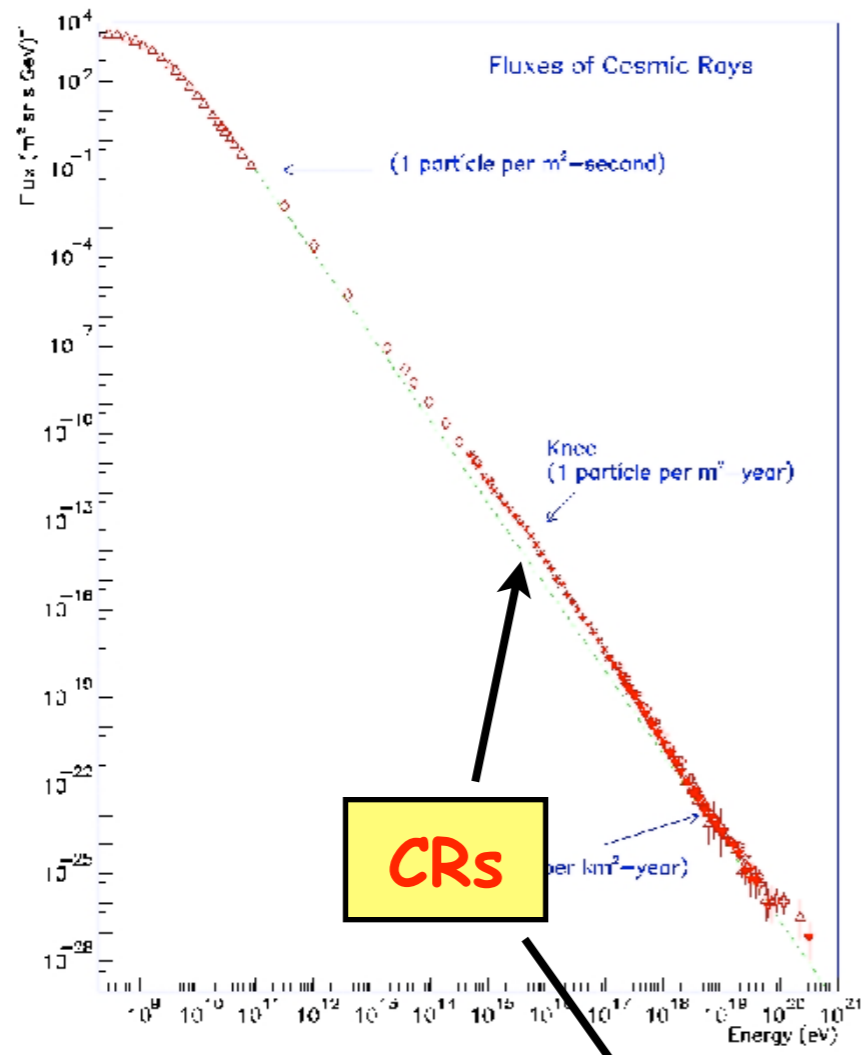
measures available only above ~500 GeV → magnetic field of the solar system has no effect



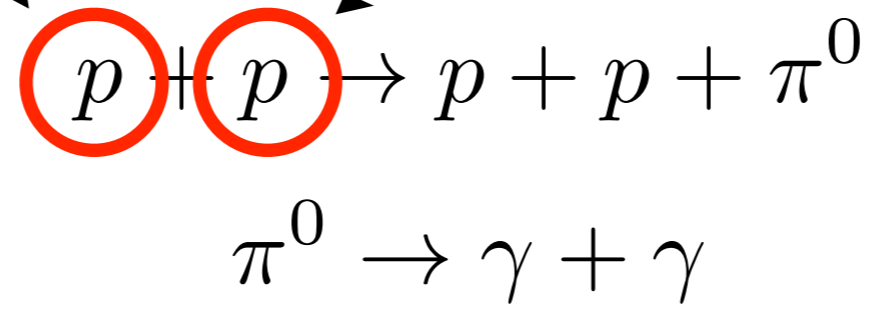
$$\delta \sim 10^{-3}$$

figure from Iyono et al, 2005

# Hayakawa's conjecture (1952)



$$E_{th} \sim 280 \text{ MeV}$$

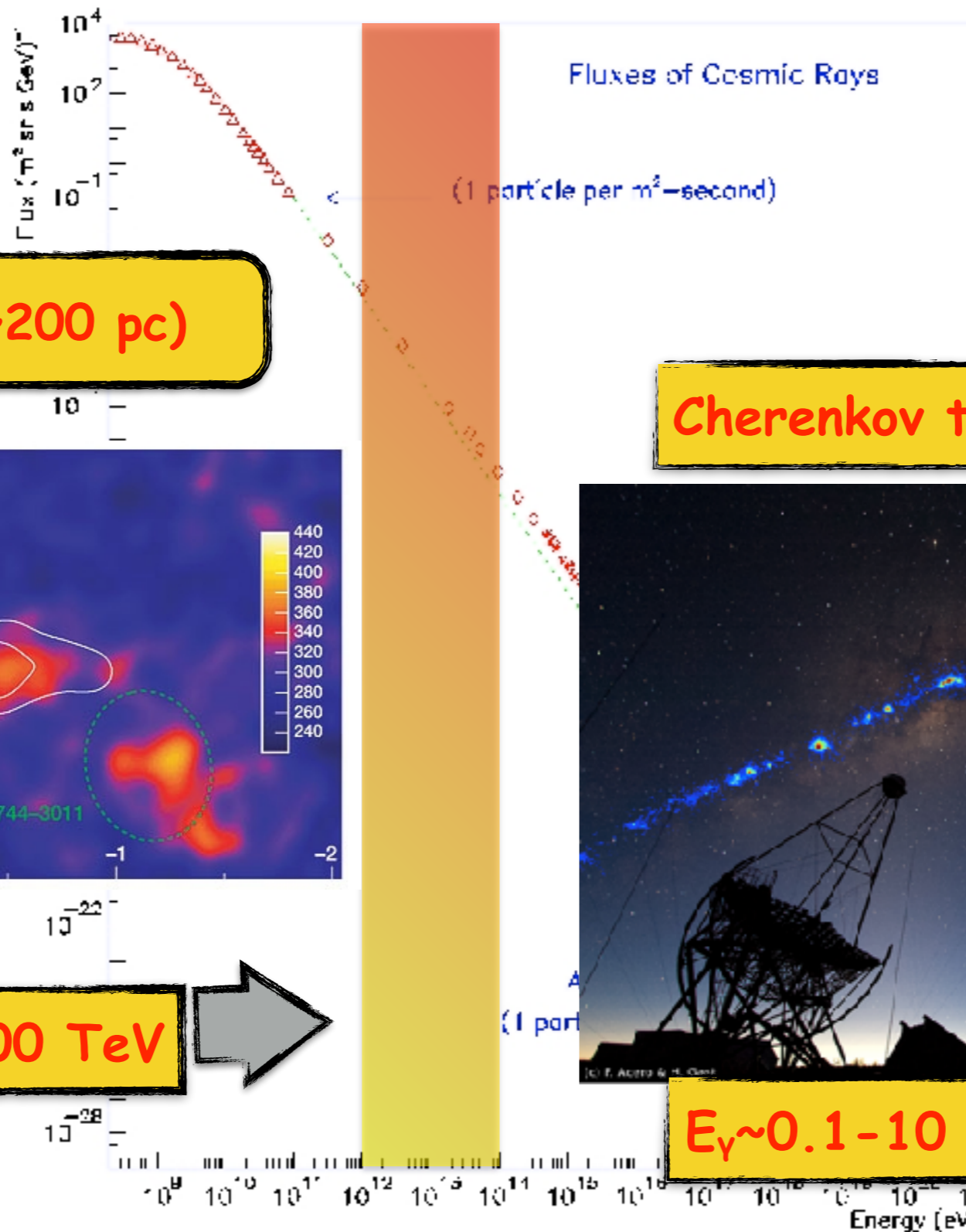


$$E_\gamma \sim 0.1 E_p$$

Cosmic Rays undergo hadronic interactions in the InterStellar Medium


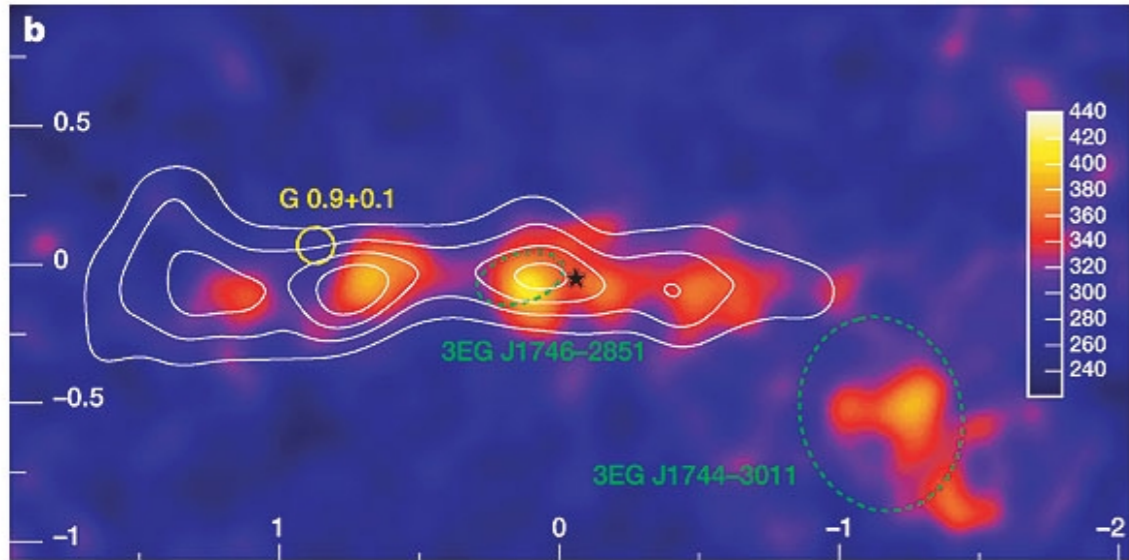
-> the Galaxy should shine in gamma rays!

# $\gamma$ -ray observations from ground...




Inner galaxy (~200 pc)

Cherenkov telescopes/arrays

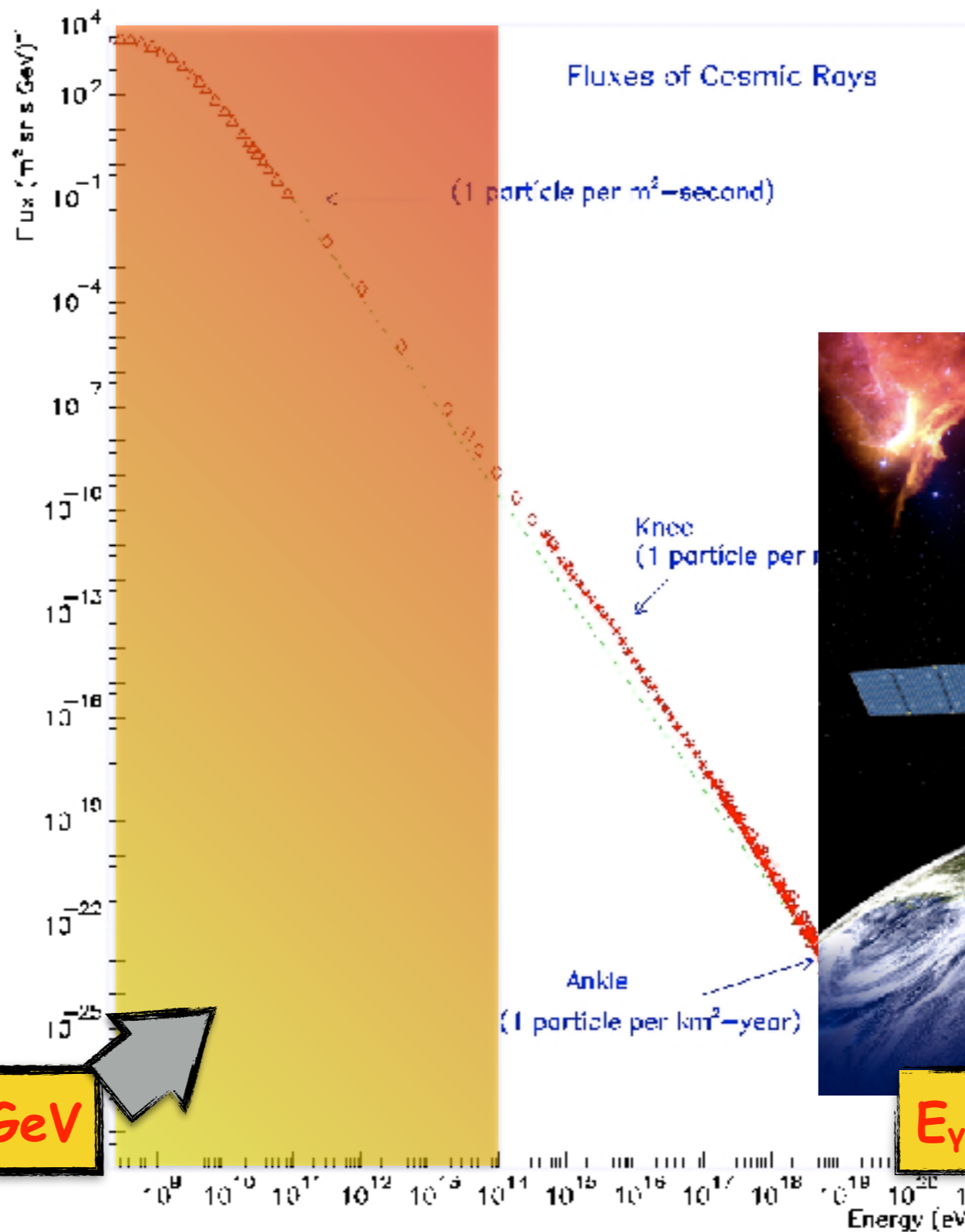


$E_p \sim 1 - 100 \text{ TeV}$

$E_\gamma \sim 0.1 - 10 \text{ TeV}$



# ...and from space



**FERMI**

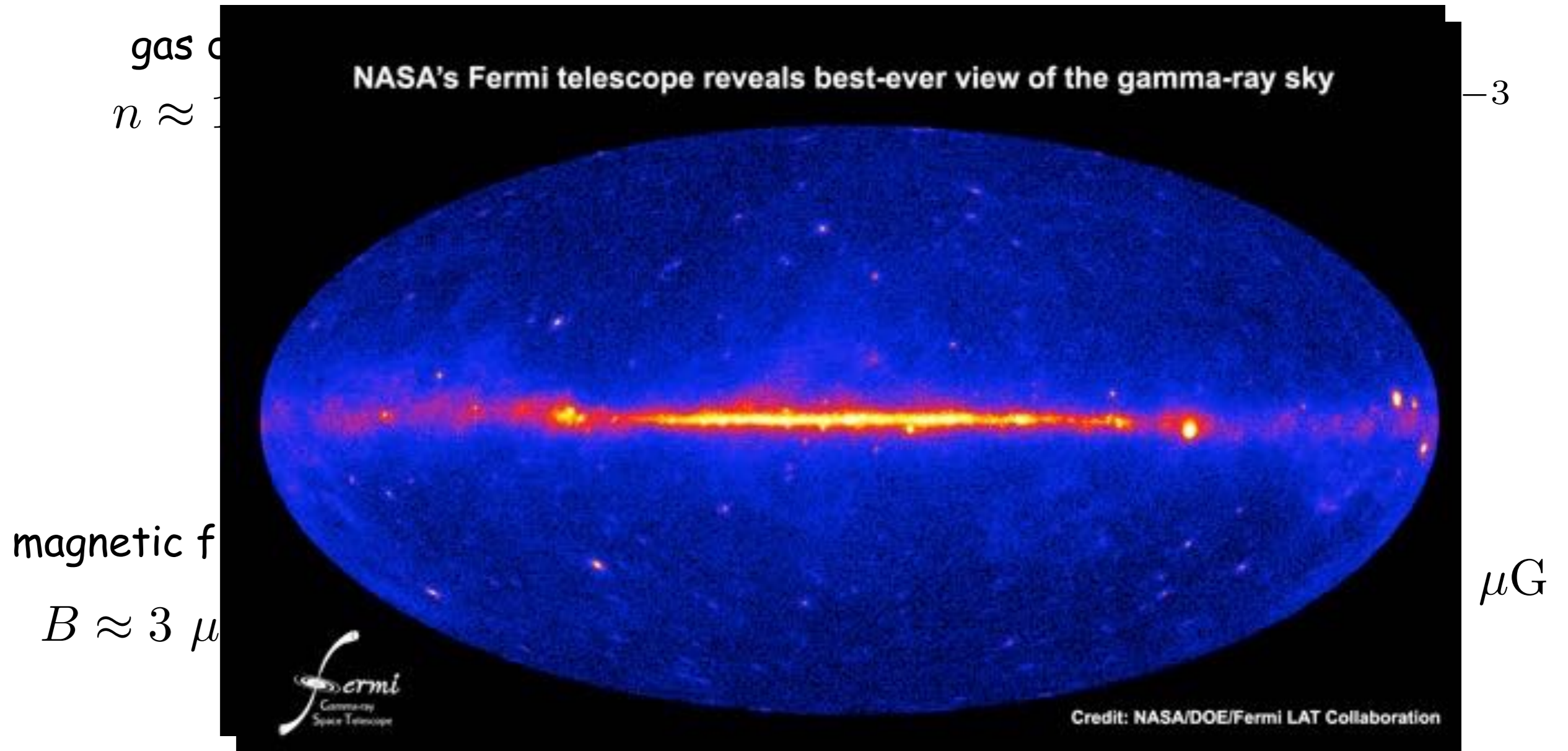


**$E_p \sim 280 \text{ MeV} - 100 \text{ GeV}$**

**$E_\gamma \sim 0.1 - 10 \text{ GeV}$**




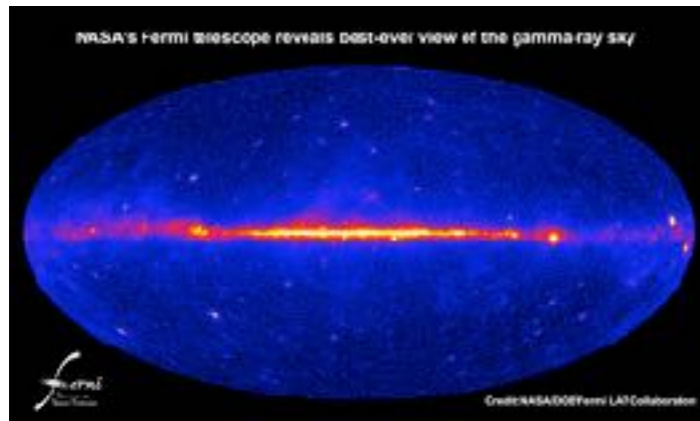
# Gamma rays from the Milky Way



Schematic view of the Milky Way

**Cosmic rays fill the whole galactic disk!**

# Are CRs universal?



Cosmic rays are homogeneously distributed in the galactic disk.

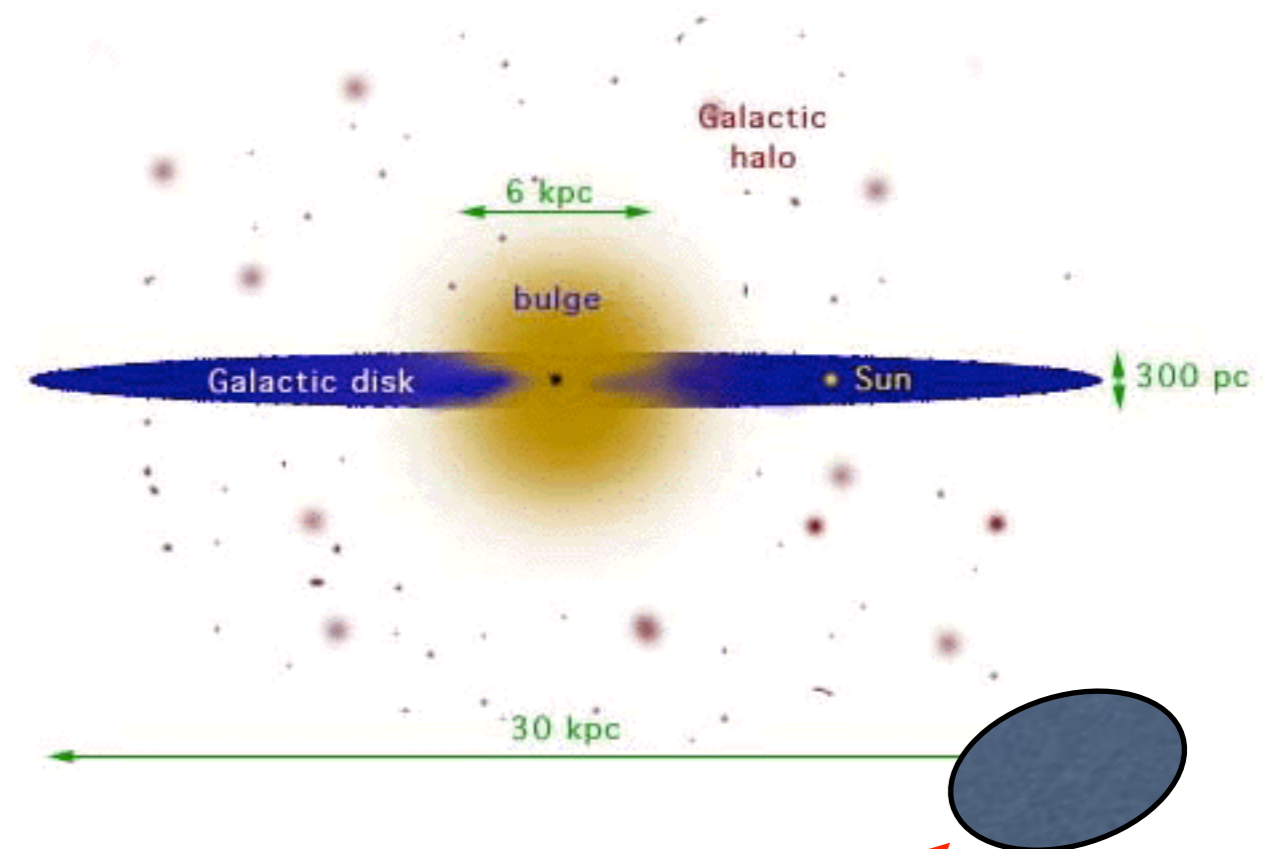
Hypothesis: are they homogeneously distributed in the whole Universe?

We play the same game with the Small Magellanic Cloud.


Total gas mass -> expected gamma rays

We observe less gammas than expected!

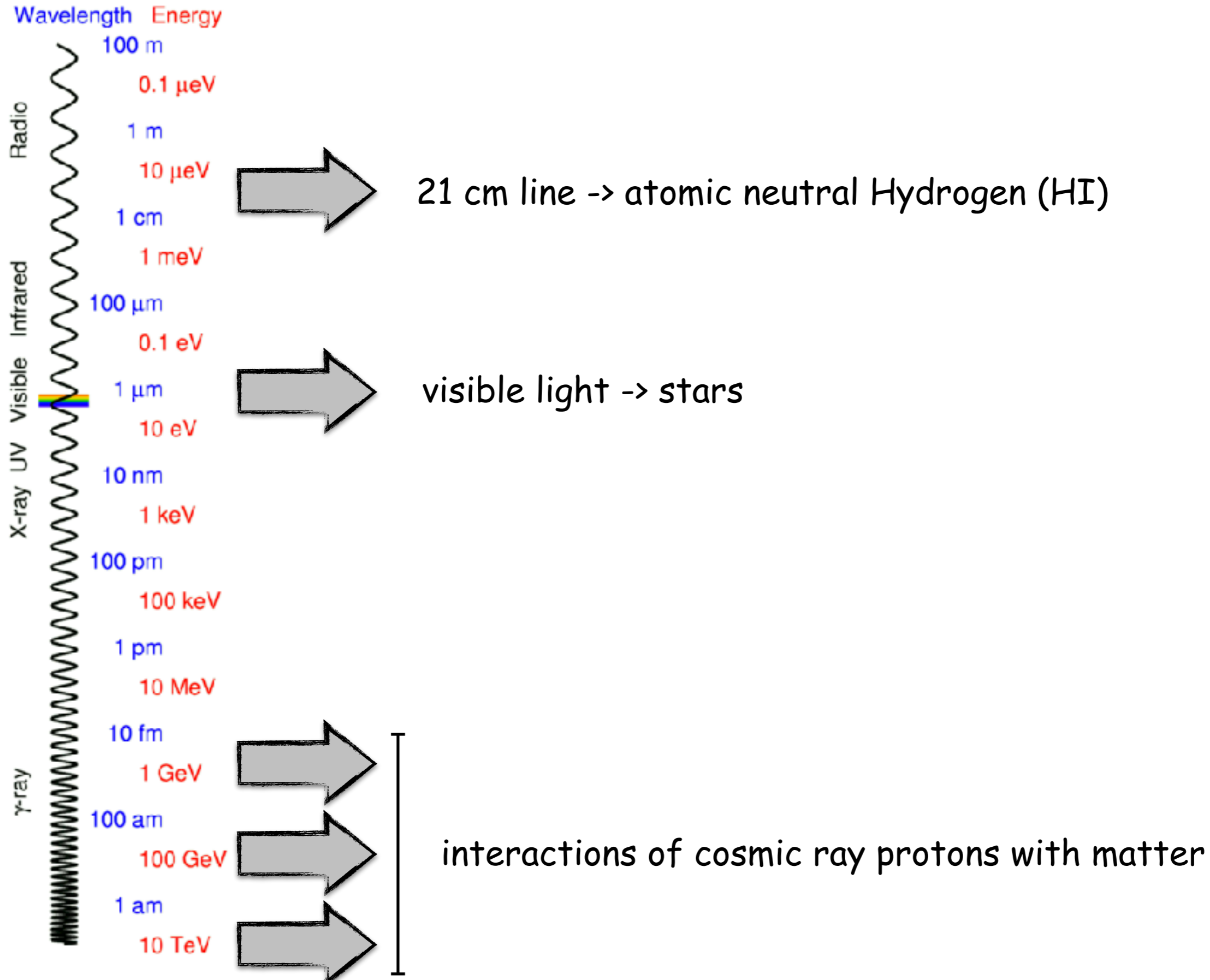
**CRs come from the Galaxy**



Small Magellanic Cloud

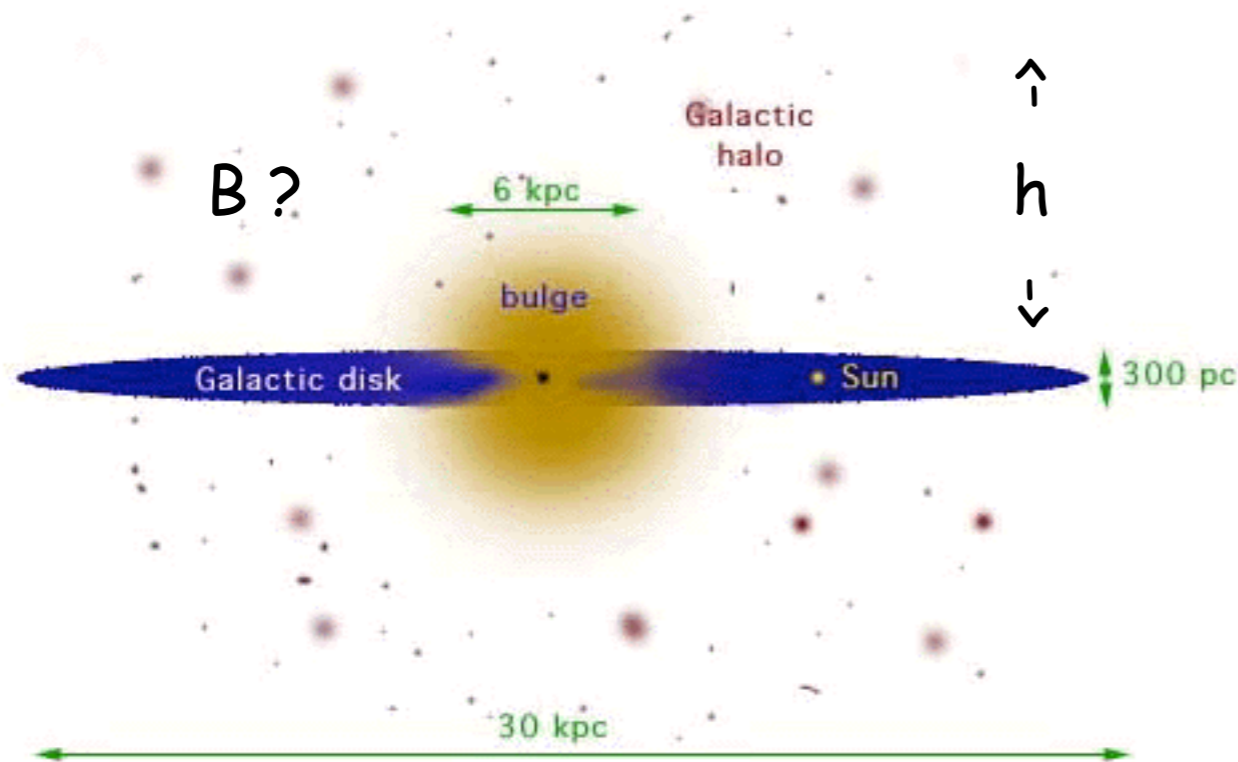


# The electromagnetic spectrum



# Galactic or extra-galactic?

Which CRs are confined in the Galaxy?



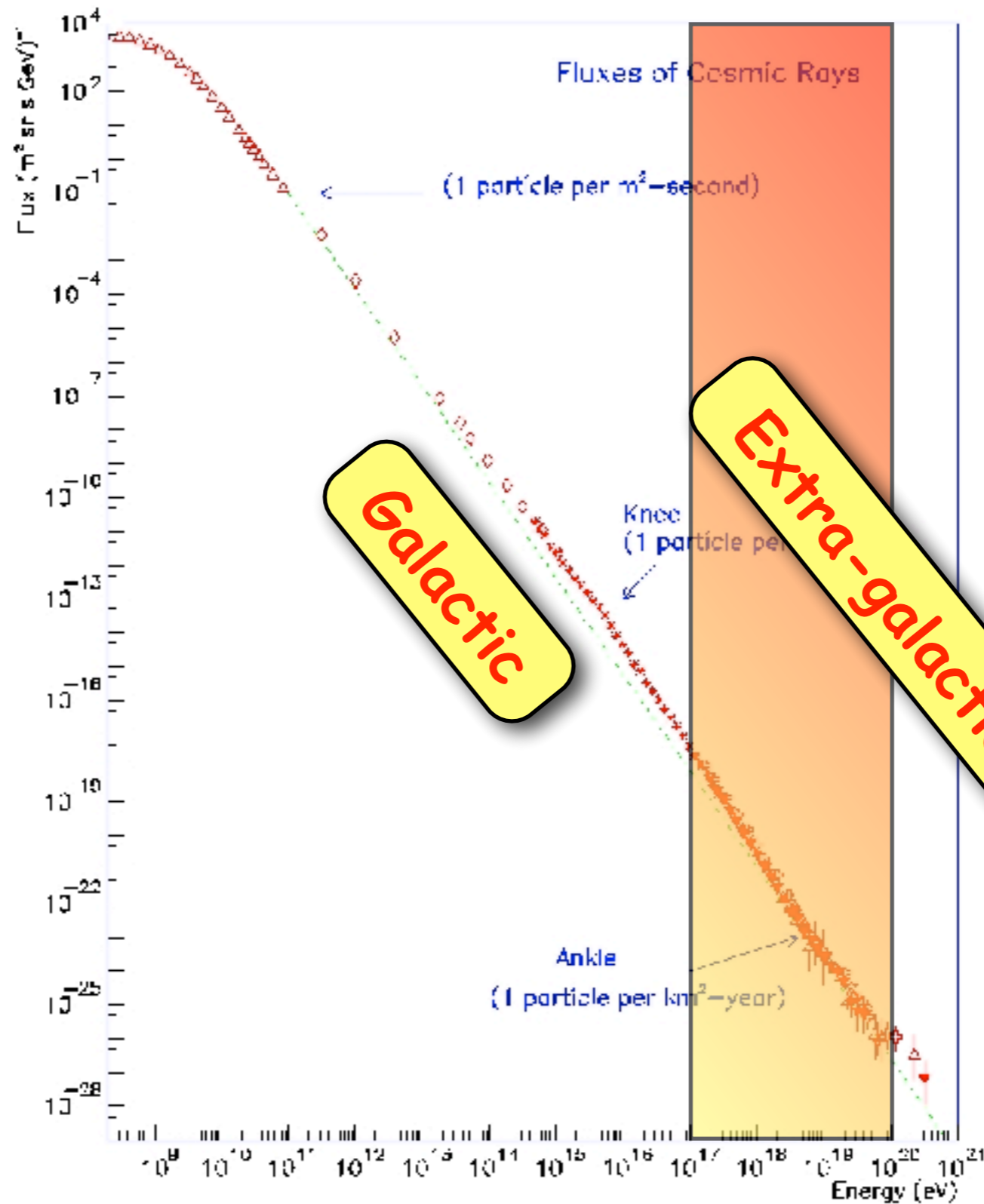
It depends on the values of the magnetic field and thickness of the halo (both poorly constrained...)

Confinement condition:

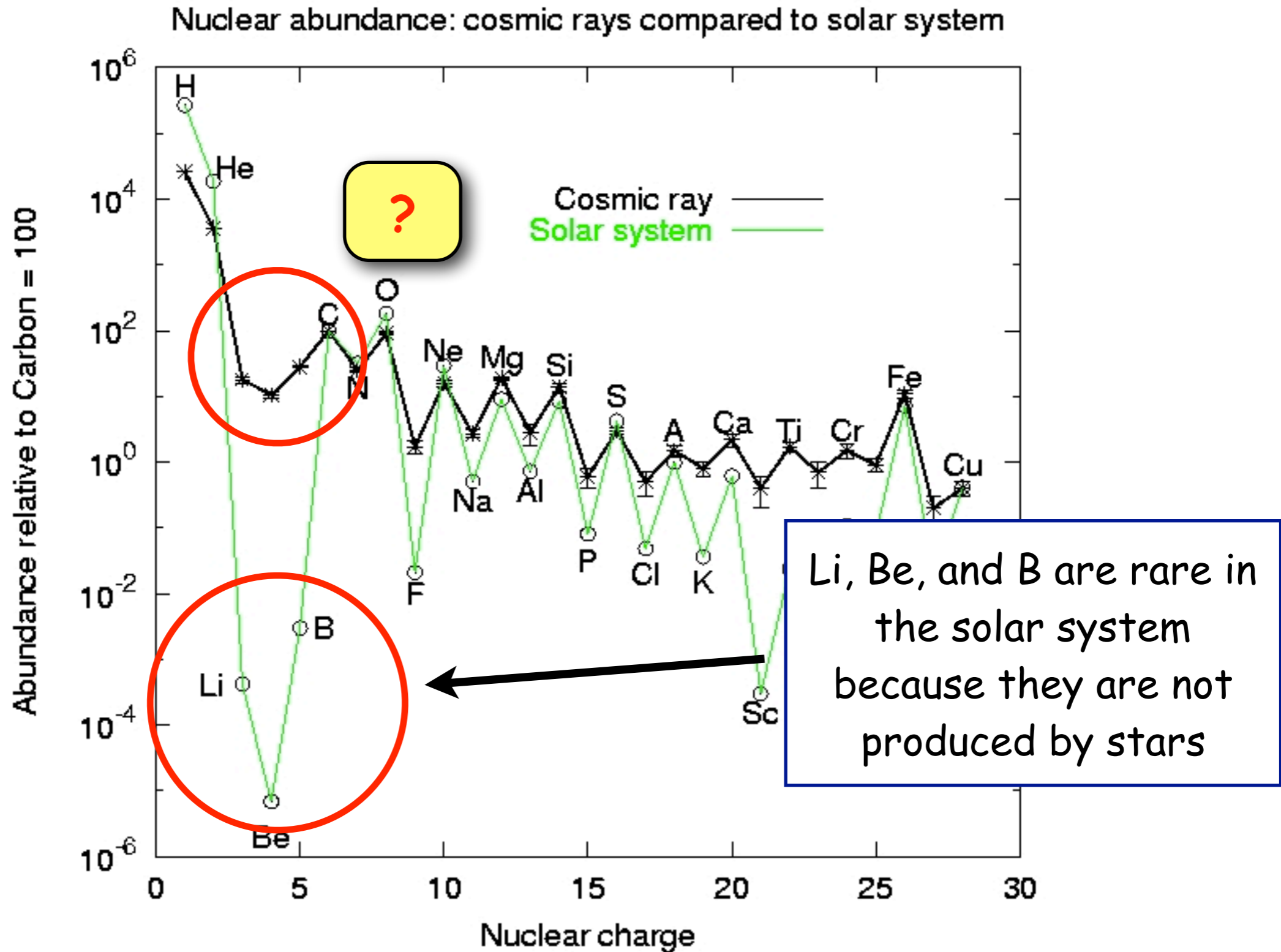
$$\frac{E(\text{eV})}{300 B(\text{G})} = R_L < h \Rightarrow E < 10^{18} \left( \frac{h}{\text{kpc}} \right) \left( \frac{B}{\mu\text{G}} \right) \text{eV} = 10^{17} \div 10^{20} \text{eV}$$

(cm) Larmor radius halo size 1 - 10 0.1 - 10

# Galactic or extra-galactic?



# Cosmic Ray composition



# Cosmic Ray composition: spallation

**Spallation:** production of light elements as fragmentation products of the interaction of high energy particles with cold matter.

The anomaly is explained if ( $\sim \text{GeV}$ ) CRs transverse  $\lambda \approx 5 \text{ g/cm}^2$

Assuming propagation in the galactic disk:  $l_s = \frac{\lambda}{\rho_{ISM}} \approx 1 \text{ Mpc}$


 much larger than  
the size of the  
disk!!!

**CRs don't go straight but are confined in the disk  
-> diffusive behavior -> isotropy!**

# CRs don't go straight: consequences

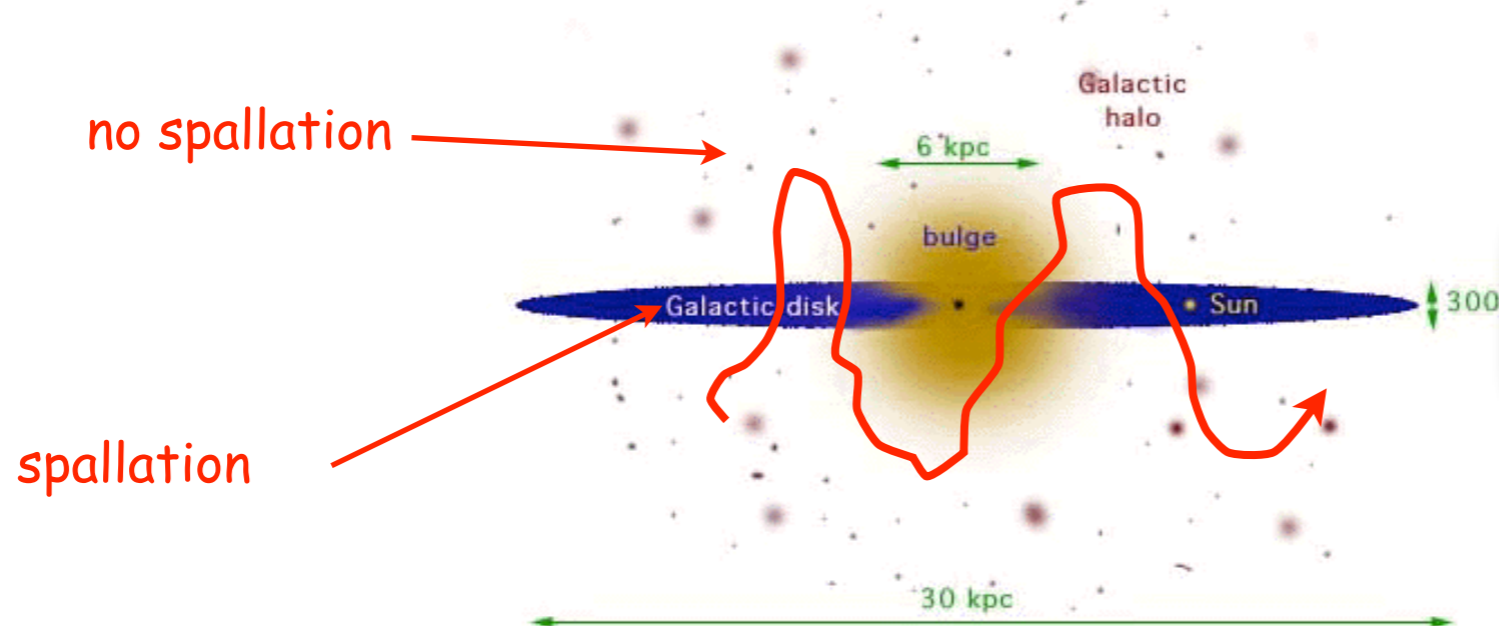
(1) We cannot do CR astronomy

-> difficult to identify sources



(2) CRs are confined in the Galactic disk

$$t_{disk} = \frac{l_s}{c} \approx 3 \times 10^6 \text{ yr}$$



$$t_{halo} \approx 10 \times 10^6 \text{ yr}$$



# Cosmic Ray power in the Galaxy

CR energy density  $w_{CR} \sim 1 \text{ eV/cm}^3$   $\xrightarrow{\text{total CR energy in the disk}}$   $\mathcal{E}_{CR} = w_{CR} V_{disk}$   $\xleftarrow{\text{MW disk volume}}$

spatial homogeneity

stability in time  $\rightarrow$

$$0 = \frac{d\mathcal{E}_{CR}}{dt} = P_{CR} - \frac{\mathcal{E}_{CR}}{t_{disk}}$$

CR power from CR sources in the disk

$$P_{CR} = \frac{\mathcal{E}_{CR}}{t_{disk}} = 10^{41} \text{ erg/s}$$

# Is this correct?

CRs interact with the gas  $\rightarrow p + p \rightarrow p + p + \pi^0$

Should we use this equation instead?

$$\frac{d\mathcal{E}_{CR}}{dt} = P_{CR} - \frac{\mathcal{E}_{CR}}{t_{disk}} - \cancel{\mathcal{E}_{CR} t_{pp}^{-1}}$$

energy loss term  
due to p-p  
interactions

Energy loss rate:

$$t_{pp} = (n_{gas} \sigma_{pp} c k)^{-1} \approx 60 \left( \frac{n_{gas}}{\text{cm}^{-3}} \right)^{-1} \text{Myr} \gg t_{disk} = 3 \text{Myr}$$

$4 \times 10^{-26} \text{ cm}^2$        $0.45$

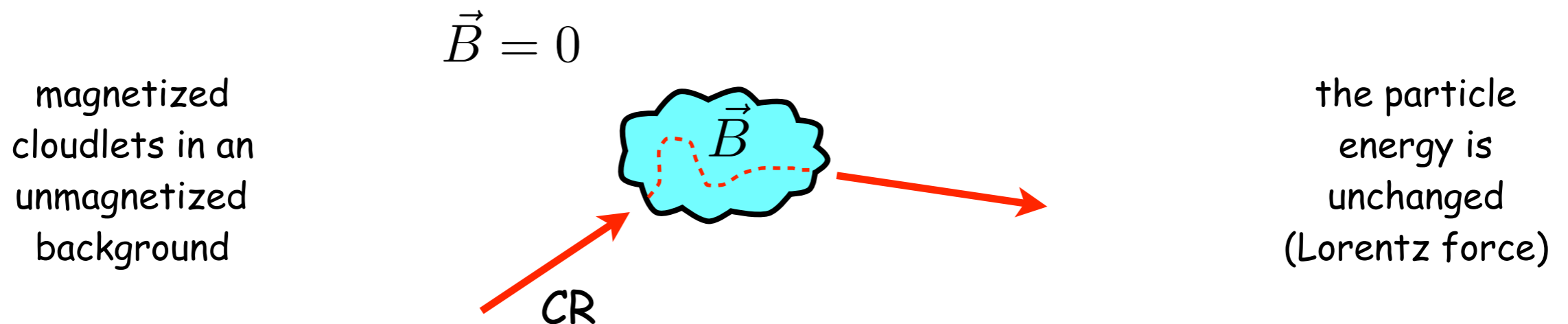
We can safely neglect CR energy losses

# The diffusion of CRs

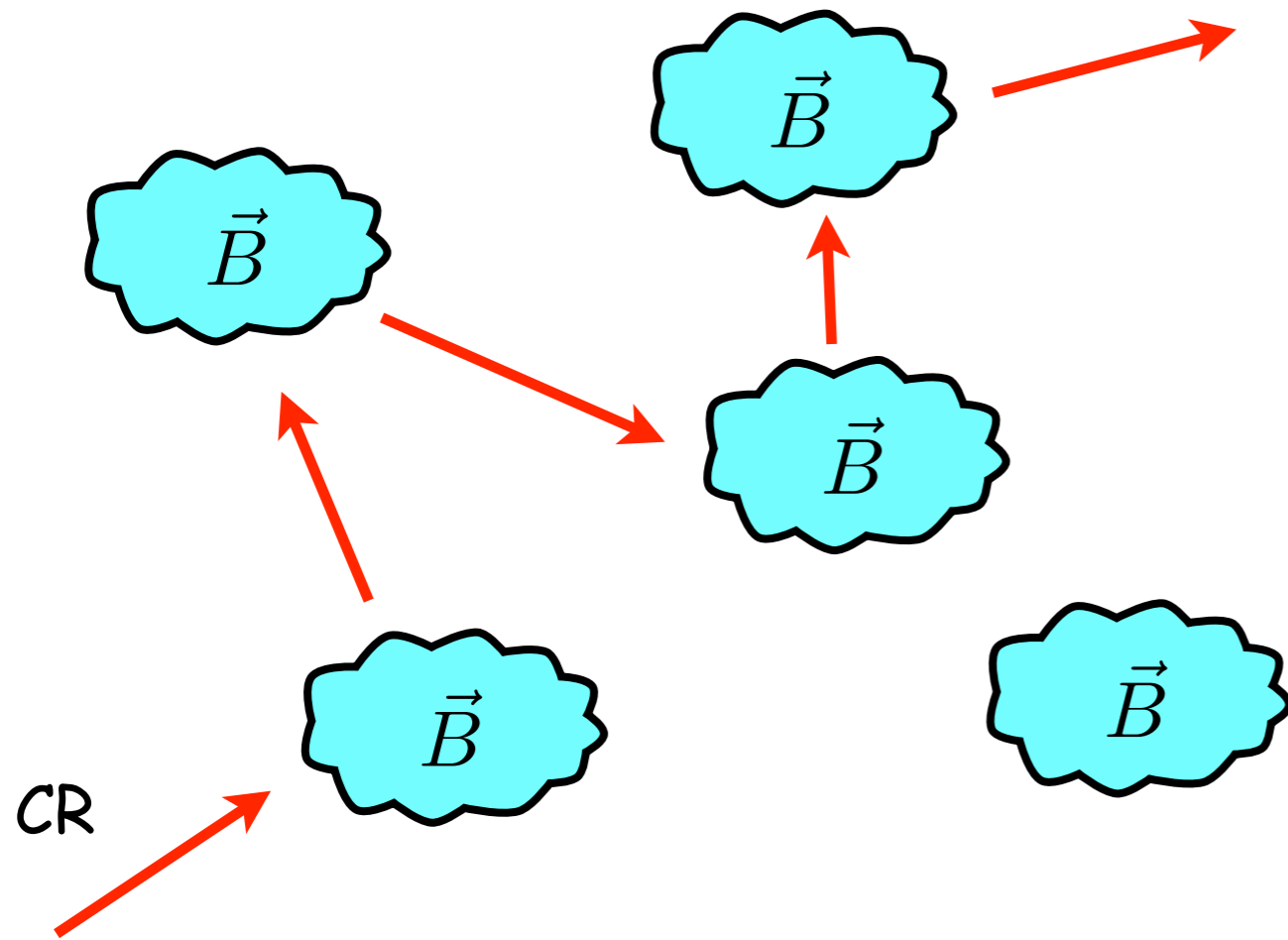
Spallation measurements tell us that cosmic rays follow tortuous paths before escaping the Galaxy. **Why?**

The galactic magnetic field or, better, **irregularities in the Galactic magnetic field** are responsible for the diffusive propagation of cosmic rays.

(Oversimplified picture)



# The diffusion of CRs



$\lambda$   $\rightarrow$  mean free path

$\tau_c = \frac{\lambda}{c}$   $\rightarrow$  collision time

$N = \frac{t}{\tau_c}$   $\rightarrow$  # collisions after time  $t$

diffusion length  $\rightarrow$   $l_d = \lambda \sqrt{N} = \lambda \sqrt{\frac{t}{\tau_c}} = \lambda \sqrt{\frac{t c}{\lambda}} = \sqrt{\lambda c t}$

random walk

this product determines the diffusion properties of the particle

# The diffusion of CRs

It is convenient to define the quantity  $D = \lambda c$  called **diffusion coefficient**

diffusive propagation  $\rightarrow$   $l_d = \sqrt{D t} \propto \sqrt{t}$

straight line propagation  $\rightarrow$   $l_{sl} = c t \propto t$

Spallation measurements allow us to measure the average diffusion coefficient in the Galaxy

$$l_{disk} = \sqrt{D t_{disk}} \longrightarrow D = \frac{l_{disk}^2}{t_{disk}} = 10^{28} \text{ cm}^2/\text{s}$$

$\nearrow$   $\sim 300 \text{ pc}$        $\nearrow$  3 Myr (from spallation)

@ 10 GeV

# CR diffusion is energy dependent

Spallation measurements at different energies  $\rightarrow t_{disk} \propto E^{-0.3}$

which corresponds to  $\rightarrow D \propto E^{0.3}$

We can now constrain the CR injection spectrum in the Galaxy

$$0 = \frac{dN_{CR}(E)}{dt} = Q_{CR}(E) - \frac{N_{CR}(E)}{t_{disk}}$$

↗ stability in time     
 ↑ CRs injected from sources in the disk     
 ↖ escape rate from the disk

injection\*

$$Q_{CR}(E) = \frac{N_{CR}(E)}{t_{disk}} \propto N_{CR}(E) D(E) \propto E^{-2.4}$$

↑ measured  $\rightarrow E^{-2.7}$      
 ⊙ \*which sources???

# A remarkable coincidence

Total CR power in the Galaxy ->

$$P_{CR} = 10^{41} \text{ erg/s}$$

A **SuperNova** is the explosion of a massive star that releases  $\sim 10^{51}$  ergs in form of kinetic energy. In the Galaxy the observed supernova rate is of the order of  $1/30 \text{ yr}^{-1}$ .


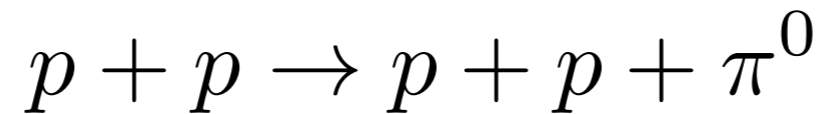
Total SN power in the Galaxy ->

$$P_{SN} = 10^{42} \text{ erg/s}$$

**SuperNovae** alone could maintain the CR population provided that about 10% of their kinetic energy is somehow converted into CRs

# Gamma-Ray Astronomy: p-p interactions

Energy threshold for neutral pion production:



$$(E_p + m_p c^2)^2 - p_p^2 c^2 = E^2 - p^2 c^2 = (2m_p c^2 + m_{\pi^0} c^2)^2$$

$$E_p - m_p c^2 > 2m_{\pi^0} c^2 + \left( \frac{m_{\pi^0}}{2m_p} \right) m_{\pi^0} c^2 \approx 280 \text{ MeV}$$

energy threshold



# Gamma-Ray Astronomy: p-p interactions

Let's calculate the spectrum of neutral pions:

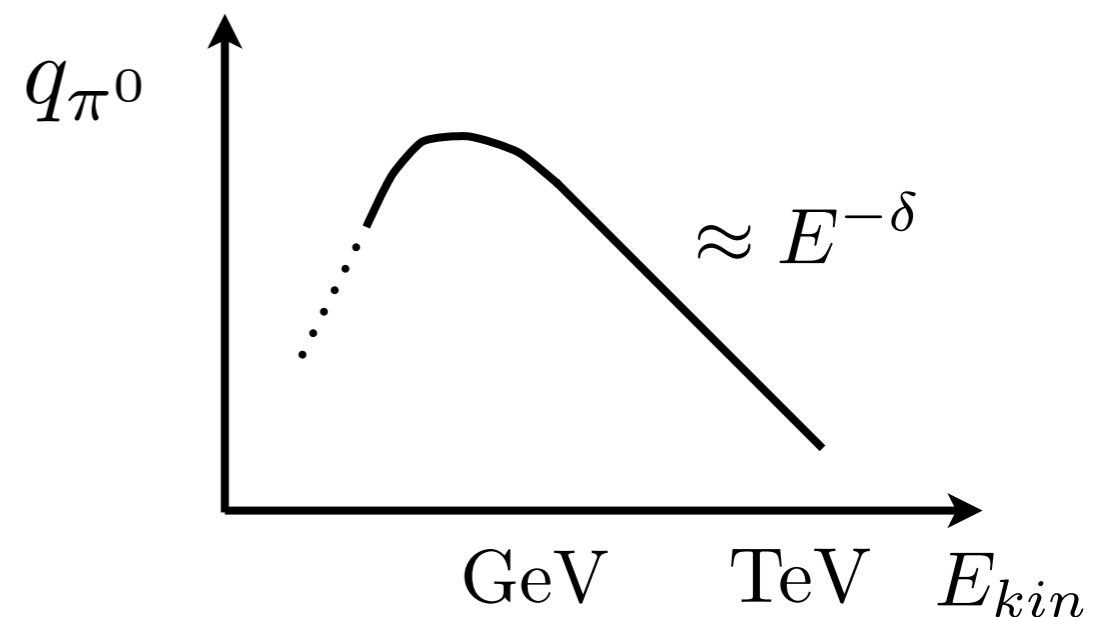

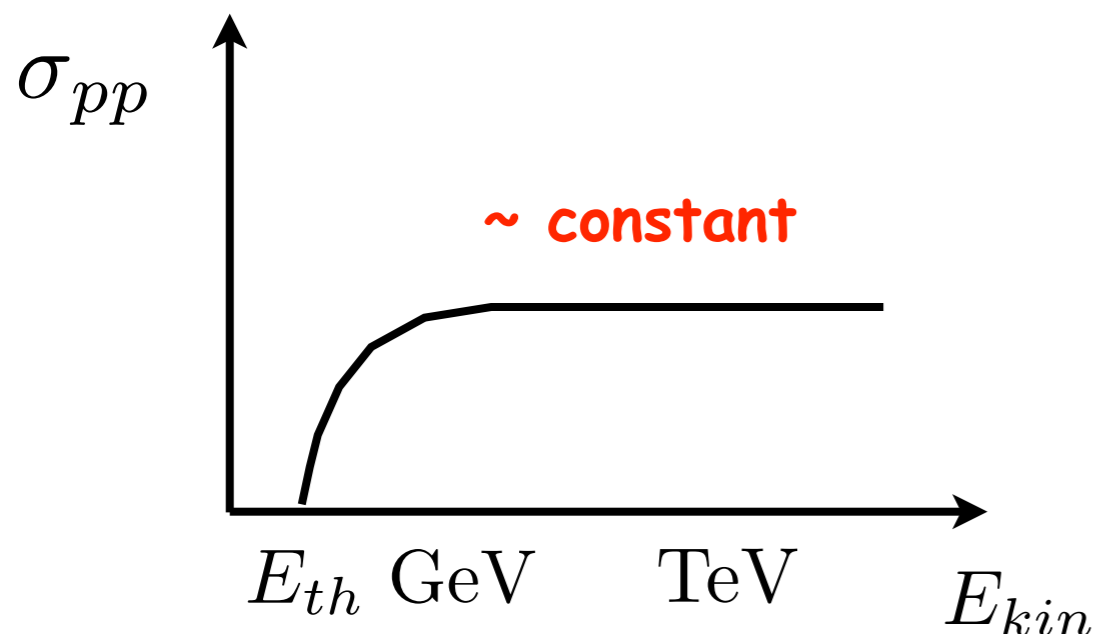
We assume a power law spectrum for CRs:  $N_p(E_p) \propto E_p^{-\delta}$

Fraction of proton kinetic energy transferred to pion (from data):  $f_{\pi^0} \approx 0.17$

production  
rate

$$q_{\pi^0} = \int dE_p N_p(E_p) \delta(E_{\pi^0} - f_{\pi^0} E_{p,kin}) \sigma_{pp}(E_p) n_{gas} c$$


total cross  
section



# Gamma-Ray Astronomy: p-p interactions

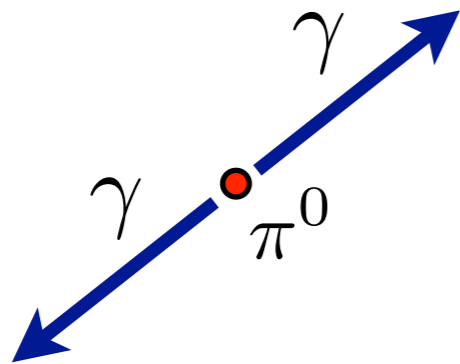
Let's now calculate the spectrum of photons from pion decay - I

The photon spectrum is the result of a "one-body-decay" (neutral pion)



The photon spectrum **MUST** exhibit a feature at an energy relate to the pion mass

Pion rest frame:



$$E_{\gamma}^* = \frac{m_{\pi^0}}{2}$$

Lab frame:

$$E_{\gamma} = \gamma (E_{\gamma}^* + vp_{\gamma}^* \cos \theta^*)$$

max and min energies  $\rightarrow \cos \theta^* = \pm 1$

$$\frac{m_{\pi^0}}{2} \sqrt{\frac{1 - \beta}{1 + \beta}} \leq E_{\gamma} \leq \frac{m_{\pi^0}}{2} \sqrt{\frac{1 + \beta}{1 - \beta}}$$

# Gamma-Ray Astronomy: p-p interactions

Let's now calculate the spectrum of photons from pion decay - II

$$E_{\gamma}^{min} = \frac{m_{\pi^0}}{2} \sqrt{\frac{1-\beta}{1+\beta}} \leq E_{\gamma} \leq \frac{m_{\pi^0}}{2} \sqrt{\frac{1+\beta}{1-\beta}} = E_{\gamma}^{max}$$

$$(1) \quad \frac{\log E_{\gamma}^{max} + \log E_{\gamma}^{min}}{2} = \log \left( \frac{m_{\pi^0}}{2} \right)$$

in log-scale, the centre of the interval is half the pion mass

$$(2) \quad \text{in the pion rest frame the photon distribution is isotropic} \quad \frac{dn_{\gamma}}{d\Omega^*} = \frac{1}{4\pi}$$

$$d\Omega^* \propto d(\cos \theta^*)$$

$$E_{\gamma} = \gamma (E_{\gamma}^* + vp_{\gamma}^* \cos \theta^*) \rightarrow dE_{\gamma} \propto d(\cos \theta^*)$$

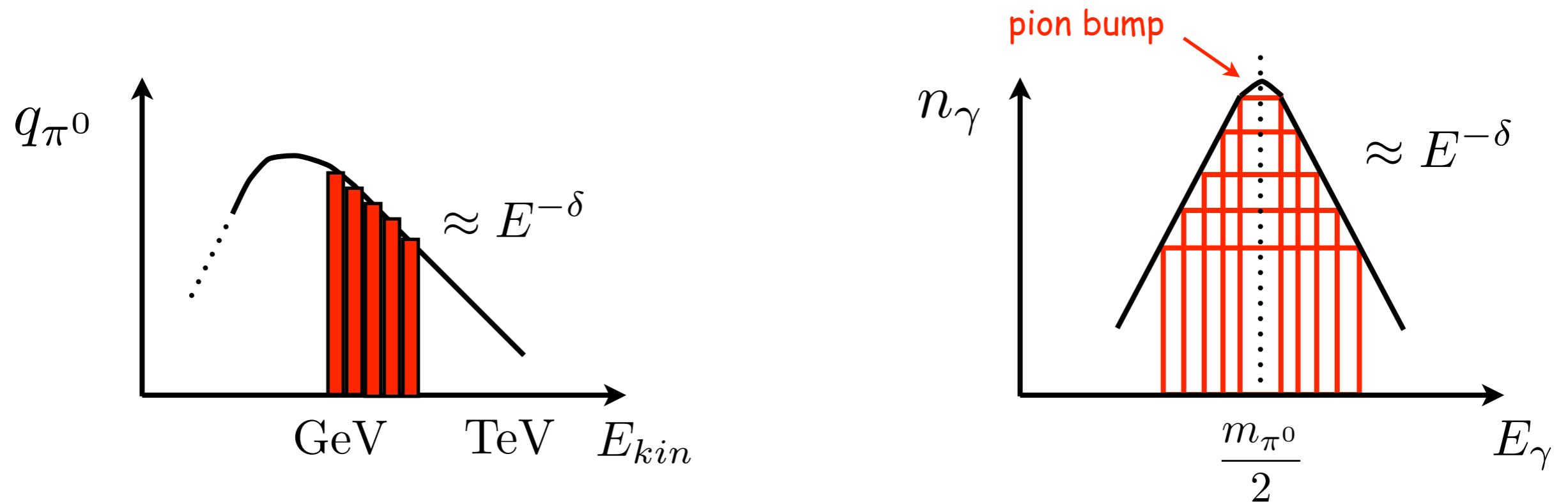


$$\frac{dn_{\gamma}}{dE_{\gamma}} = \text{const}$$

The spectrum is flat!

# Gamma-Ray Astronomy: p-p interactions

Let's now calculate the spectrum of photons from pion decay - III



- the gamma ray spectrum is symmetric (in log-log) with respect to:  $\frac{m_{\pi^0}}{2} \sim 70 \text{ MeV}$
- at high energy the spectrum mimic the CR spectrum, with (roughly):  $E_{\gamma} \approx \frac{E_{CR}}{10}$

# Why the same power law?

$$E_{\gamma}^{max} = \frac{m_{\pi^0}}{2} \sqrt{\frac{1+\beta}{1-\beta}} = \frac{m_{\pi^0}}{2} (1+\beta)\gamma \xrightarrow{\text{large Lorentz factor}} m_{\pi^0}\gamma$$

$$E_{\gamma}^{min} = \frac{m_{\pi^0}}{2} \sqrt{\frac{1-\beta}{1+\beta}} = \frac{m_{\pi^0}}{2} [(1+\beta)\gamma]^{-1} \xrightarrow{\text{large Lorentz factor}} \frac{m_{\pi^0}}{4} \gamma^{-1}$$

very large Lorentz factor

$$0 \lesssim E_{\gamma} \lesssim m_{\pi^0}\gamma \propto E_p$$

to produce a photon of energy  $E_{\gamma}$  we need:  $E_p \gtrsim \frac{m_p}{m_{\pi^0}} E_{\gamma}$

$$N_{\gamma}(E_{\gamma}) \propto \int_{\frac{m_p}{m_{\pi^0}} E_{\gamma}}^{\infty} dE_p \frac{N_p(E_p)}{E_{\gamma}^{max} - E_{\gamma}^{min}} \propto \int_{\frac{m_p}{m_{\pi^0}} E_{\gamma}}^{\infty} dE_p \frac{E_p^{-\delta}}{E_p} \propto E_{\gamma}^{-\delta}$$

# Not only gammas: neutrinos & electrons

Neutrinos/antineutrinos & electrons/positrons are also produced in pp interactions

$$p + p \rightarrow p + p + \pi^0 + \pi^+ + \pi^-$$

neutral and charged pions produced with the same probability (1/3,1/3,1/3)

$$\pi^0 \rightarrow \gamma + \gamma$$

$$\left\{ \begin{array}{l} \pi^\pm \rightarrow \mu^\pm + \nu_\mu (\bar{\nu}_\mu) \\ \mu^\pm \rightarrow e^\pm + \bar{\nu}_\mu (\nu_\mu) + \nu_e (\bar{\nu}_e) \end{array} \right.$$

Final products of proton-proton interactions are not only **gamma ray photons** but also **neutrinos, anti-neutrinos, electrons** and **positrons**

$$E_e \approx E_\nu \approx \frac{E_p}{20}$$

# Simple order-of-magnitude calculations

gamma rays

valid at large energies

emitted power  
in gamma rays

fraction of the  
energy converted  
into pions...

number of protons of  
energy  $E_p$  produced per s

$$Q_\gamma(E_\gamma) E_\gamma^2 = f_\gamma \eta_\pi Q_p(E_p) E_p^2$$

$$E_\gamma \sim E_p/10$$

...and into  
gamma rays  
(1/3  $\rightarrow$   $\pi^0$ )

power (energy  
per unit time)

$$\eta_\pi = 1 - e^{-\left(\frac{\tau_{res}}{\tau_{pp}}\right)}$$

$$\longrightarrow \frac{\tau_{res}}{\tau_{pp}}$$

$$\tau_{pp} \gg \tau_{res}$$

$$\longrightarrow 1$$

$$\tau_{pp} \ll \tau_{res}$$

# Simple order-of-magnitude calculations

neutrinos

valid at large energies

The same as for gammas but:

$$\Rightarrow f_\gamma \longrightarrow f_\nu = \frac{2}{3} \times \frac{3}{4} \times \frac{1}{3}$$

fraction of charged pions

fraction of pion energy  $\rightarrow$  neutrinos

per flavour (after oscillations)

$$\Rightarrow E_\gamma \longrightarrow E_\nu \sim 0.05 \times E_p$$



# Simple order-of-magnitude calculations

valid at large energies

gamma rays

$$Q_\gamma(E_\gamma)E_\gamma^2 = \frac{\eta_\pi}{3} Q_p(E_p)E_p^2$$

neutrinos  
(per flavour)

$$Q_\nu(E_\nu)E_\nu^2 = \frac{1}{2} Q_\gamma(E_\gamma)E_\gamma^2$$